

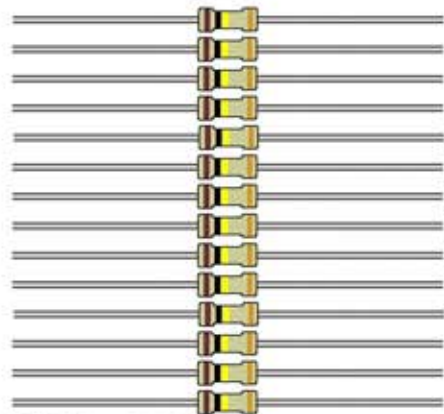
MST 3U Stereo Output Mixer Visual Bill of Materials / Parts List

Resistors

1kΩ - R3, R19



100kΩ - R1, R2, R5, R6, R7, R8, R10
R12, R14, R15, R16, R17, R18, R20



200kΩ - R9, R11




300kΩ - R4, R13



Total: 20

Diodes

1N4148 - D1, D2, D3, D4



Capacitors

100nF Ceramic - C1, C2




10uF Electrolytic - C3, C4



Integrated Circuits

TL074 - U1



14-Pin Socket - U1



Knobs



Potentiometers

100kΩ Vertical

Mount Potentiometers - R21, R22
R23, R24, R25, R26



Jacks/Connectors

1/4" Vertical Stereo Jack / Nut - J3



3.5mm Vertical Mono Jack / Nut -
J4, J5, J6, J7



3.5mm Stereo Jack and Hex Nut - J8



2-Pin Jumper - J1, J2



3-Pin Header - J1, J2



10-Pin Keyed Shrouded Header -
P1



Others

2.5mm Screws



3.0mm Screws



1ft Hookup Wire



10 to 16-Pin Power Cable



Panel and PCB



OR