

# MST Expressor Visual Bill of Materials / Parts List

## Resistors

680Ω - R17,R18




1KΩ - R1,R4



3.3KΩ - R5,R6



100KΩ - R2,R3,R7,R8,R9,R10,R11,  
R12,R13,R14,R19,R20,R21,R22



1MΩ - R15,R16



TOTAL=22

## Capacitors

0.1uF Ceramic - C3,C4



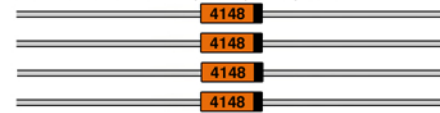
10uF Electrolytic - C1,C2




TOTAL=4

## Diodes

1N4148 - D1,D2,D3,D4



5.1V Zener (1N751A) - DZ1,DZ2



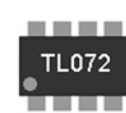
5mm Bi-Color (Red/Green) LED - D5,D6



TOTAL=8

## Integrated Circuits/Sockets

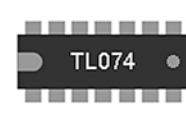
TL072 - U1




8-Pin Socket - U1



TL074 - U2




14-Pin Socket - U2



TOTAL=4

## Potentiometers

B100K Vertical Mount - R23,R24



TOTAL=2

## Switches

SPDT ON-OFF-ON - S1,S2



TOTAL=2

## Jacks/Connectors

1/4" PCB-Mount TRS - J2,J3



3.5mm Vertical Mount Mono - J4,J5,J6,J7



4-Pin Male Header - P2



5-Pin Right-Angle Male Header - P1



10-Pin Keyed Shrouded Header - P3



TOTAL=9

## Screws

2.5mm 3mm



## 16-10 Pin Power Cable



## Knobs



## PCB/Panel

