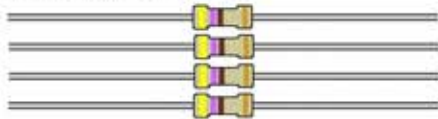


MST Dual VCA Visual Bill of Materials / Parts List

Resistors

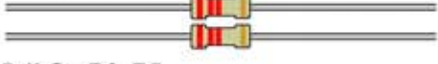
470Ω - R6, R7, R8, R16



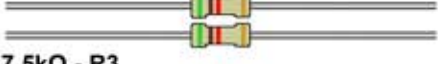
1kΩ - R21, R22



2.2kΩ - R11, R17



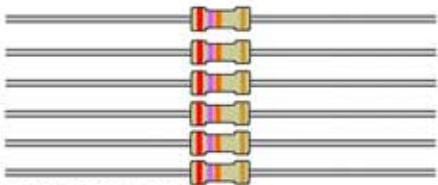
5.1kΩ - R2, R5



7.5kΩ - R3



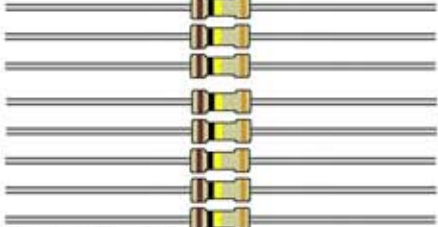
27kΩ - R1, R4, R13, R15, R20, R23



39kΩ - R26, R29



100kΩ - R9, R10, R12, R14, R24, R25, R27, R28



1MΩ - R18, R19



Total - 29

Diodes

1N4148 - D1, D2, D3, D4



Capacitors

100pF Ceramic - C5, C6, C7, C8



560pF Ceramic - C1, C2, C3, C4



100nF Ceramic - C10, C11



10uF Electrolytic - C9, C12



Total - 12

Integrated Circuits

8 Pin Socket 14 Pin Socket 16 Pin Socket



Potentiometers

10kΩ Linear Trim Pot -
RT200, RT201, RT202, RT203



B100k Vertical Mount - RV1, RV2, RV3, RV4



Switches

DPDT ON-ON - SW1, SW2



Jacks / Connectors

5 Pin Female Header - J5, J9, J10, J12



5 Pin Male Header - J1, J2, J3, J4



16 Pin Shrouded Header - J200



3.5mm Vertical Mount Mono Jack -
J6, J7, J8, J11, J13, J14



11mm Standoffs



2.5mm Screws



3mm Screws



Knobs



16-Pin Power Cable



PCB and Panel

